

CITY COUNCIL AGENDA

Date: June 11, 2013
TO: City Council
FROM: June Overholt, Administrative Services Director/Deputy City Manager
SUBJECT: Report of Investments for April 2013

RECOMMENDATION: The City Council receive and file the monthly *Report of Investments*.

JUSTIFICATION: State law requires that a monthly report of investments be submitted to the Governing Legislative Body.

BACKGROUND: This report includes investments on hand at the end of April 2013. As of April 30, 2013, the City's operating funds totaled \$68,208,569. Included in Successor Agency operating funds is \$761,495 of restricted CRA bond proceeds that are on deposit with LAIF and reflected separately on the Summary Schedule.


As of April 30, 2013 approximately 45% of the City's unrestricted cash balances were invested in investments other than LAIF.

The April Investment Report includes the following documents:


- Summary Schedule of Cash and Investments
- Operational Portfolio Individual Investments
- Individual Investments with Fiscal Agent
- Investment Report Supplemental Information – updated

FISCAL DATA: The latest reports from the State indicate that the average interest achieved by the Local Agency Investment Fund (LAIF) decreased to 0.264% in April. The average rate for all investments in April was 0.271%.

RECOMMENDED BY:


June Overholt
Administrative Services Director/
Deputy City Manager

APPROVED BY:


Andy Takata
City Manager

Summary Schedule of Cash and Investments

Operating Funds

		<u>Amount</u>
<i>Petty Cash</i>		2,805
 <i>Bank Accounts</i>		
	Interest	
	Rate	Amount
Wells Fargo Bank	0.000%	4,083,255
Bank of America-Airport	0.300%	5,601
Bank of America-Parking Citations	0.300%	3,014
Bank of America-CNG Station	0.300%	<u>3,607</u>
<i>Money Market and Bank Account Sub-Total</i>		4,095,477
 <i>Government Pools</i>		
Account #1 Operating Amount	36,404,287	
Account #1 CRA Bond Cash Bal.	761,495	
Local Agency Investment Fund: Account #1	0.264%	37,165,782
Account #2 Successor Agency Cash Bal	0	
Local Agency Investment Fund: Account #2	0.264%	<u>0</u>
<i>Government Pool Sub-Total</i>		<u>37,165,782</u>
Operating Cash Balance		41,264,064
 <i>Restricted Operating Funds at Riverside Public Utilities</i>		
Highmark U.S. Government Money Market Fund	0.000%	1,251,283
 <i>Other Investments</i>		
Investments-US Bank/Piper Jaffray - See Page 2	0.325%	25,693,222
 <i>Operating Funds Total</i>		 <u><u>68,208,569</u></u>

Fiscal Agent

		<u>Amount</u>
US Bank		<u>36,659,391</u>
<i>Fiscal Agent Total</i>		<u><u>36,659,391</u></u>

42

City of Banning Investment Report

April 30, 2013

Operational Portfolio Individual Investments

Par Value	Investment Description	Coupon Rate	Interest Rate	Maturity Date	Purchase Date	Purchase Date	Discount or (Premium) Amortization	Market Value
<u>Bank Accounts</u>								
4,083,255	Wells Fargo Bank-Operating	n/a	0.00%	daily	varies	4,083,255	n/a	4,083,255
-	Wells Fargo Bank-Investment Acct	n/a	0.10%	daily	varies	-	n/a	-
5,601	Bank of America-Airport	n/a	0.30%	daily	varies	5,601	n/a	5,601
3,014	Bank of America-Parking Citations	n/a	0.30%	daily	varies	3,014	n/a	3,014
3,607	Bank of America-Parking Citations	n/a	0.30%	daily	varies	3,607	n/a	3,607
Sub-total								
								4,095,477
<u>Government Pools</u>								
37,165,782	L.A.I.F. account #1	n/a	0.264%	daily	varies	37,165,782	n/a	37,165,782
0	L.A.I.F. account #2	n/a	0.264%	daily	varies	0	n/a	0
Sub-total								
								37,165,782
<u>Investments-US Bank/Piper Jaffray</u>								
3,000,000	FNMA Deb	n/a	0.600%	5/29/2015	5/16/2012	3,000,000		3,000,930
3,000,000	Federal Farm Credits Bks	n/a	0.600%	5/22/2015	5/16/2012	3,000,000		3,000,840
2,000,000	FNMA MTN	n/a	0.550%	12/4/2014	6/27/2012	2,000,000		2,000,600
2,000,000	Federal Home Loan Bks	n/a	0.375%	7/30/2015	1/30/2013	2,000,000		2,000,940
3,000,000	FHLMC MTN	n/a	0.400%	8/20/2015	2/20/2013	3,000,000		3,000,360
3,000,000	Federal Home Loan Bks	n/a	0.500%	4/11/2016	4/11/2013	3,000,000		3,003,450
9,686,102	Money Market	n/a	0.020%	daily	varies	9,686,102	0	9,686,102
Sub-total								
								25,693,222
US Bank/Piper Jaffray Average Rate=								
			0.325%					

Average Rate All= 0.271%

It has been verified that this investment portfolio is in conformity with the City of Banning's investment policy which was approved by the City Council on August 28, 2012. The Treasurer's cash management program provides sufficient liquidity to meet estimated future expenditures for a period of six months. The weighted average maturity of the pooled investment portfolio is 196 days and does not include Bond Reserve Fund Investments.

City of Banning Investment Report

April 30, 2013

Individual Investments with Fiscal Agent

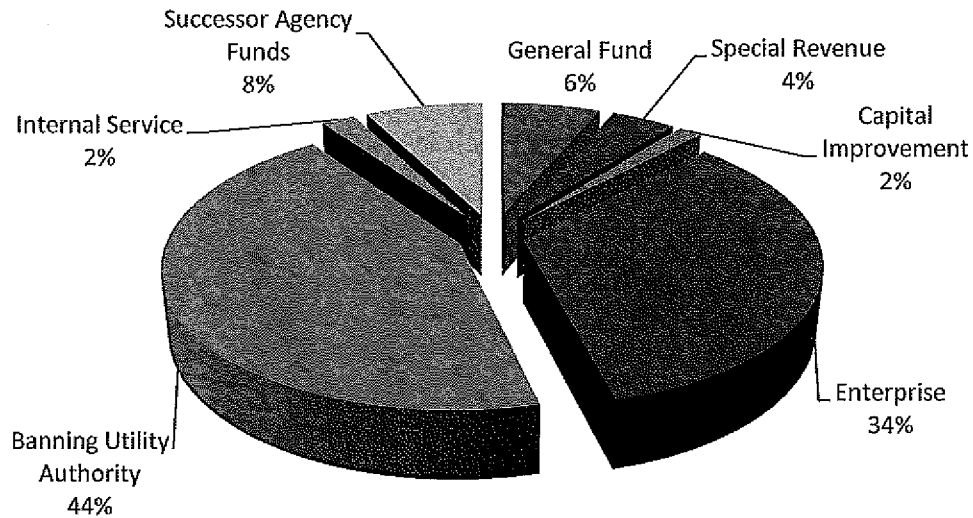
Bond Issue Description	Bond Maturity Date	Investment Description	Current Yield	Bond Maturity Date	Bond Reserve	Minimum Reserve Requirement	Interest Apr-13	Market Value	
COB IMPROVEMENT DISTRICT LIMITED OBLIGATION BONDS SERIES 2005A									
2005 Fair Oaks Ranch Estates	2035	US Bank Mmkt 5-Ct	0.040%	daily	188,943		7.61	218,038	
COMMUNITY REDEVELOPMENT AGENCY OF THE CITY OF BANNING TAX ALLOCATION, SERIES 2003									
2003 CRA Tax Allocation Bonds	2028	U S Treasury Bill	4.61%	7/28/2011		971,763		990,772	
		US Bank Mmkt 5-Ct	0.040%	daily				557	
		US Bank Mmkt 5-Ct	0.000%	daily				7	
		US Bank Mmkt 5-Ct	0.000%	daily				8	
COMMUNITY REDEVELOPMENT AGENCY OF THE CITY OF BANNING TAX ALLOCATION PARITY BONDS, SERIES 2007									
Redevelop Fund	2037	US Bank Mmkt 5-Ct	0.040%	daily			282.93	8,328,557	
Reserve Fund		US Bank Mmkt 5-Ct	0.040%	daily	1,880,751		63.71	1,875,349	
Special Fund		US Bank Mmkt 5-Ct	0.050%	daily				19	
Surplus Fund		US Bank Mmkt 5-Ct	0.000%	daily				9	
BUA - WASTEWATER ENTERPRISE REVENUE BONDS REFUNDING AND IMPROVEMENT PROJECTS 2005 SERIES									
Interest Account		US Bank Mmkt 5-Ct	0.040%	daily				196,519	
Principal Account		US Bank Mmkt 5-Ct	0.000%	daily				5	
		US Bank Mmkt 5-Ct	0.040%	daily			111.91	3,294,220	
BUA - WATER ENTERPRISE REVENUE BONDS REFUNDING AND IMPROVEMENT PROJECTS 2005 SERIES									
Interest Account		US Bank Mmkt 5-Ct	0.040%	daily				1,152,811	
Principal Account		US Bank Mmkt 5-Ct	0.040%	daily				25	
Reserve Fund		US Bank Mmkt 5-Ct	0.040%	daily	2,310,710		78.52	2,311,274	
Project Fund		US Bank Mmkt 5-Ct	0.040%	daily			54.40	1,601,413	
BFA - ELECTRIC SYSTEM REVENUE BONDS 2007 SERIES									
Acquisition & Construction		US Bank Mmkt 5-Ct	0.050%	daily				19	
		US Bank Mmkt 5-Ct	0.040%	daily	2,672,050		90.79	2,672,582	
		US Bank Mmkt 5-Ct	0.040%	daily			476.18	14,017,208	
Total								1,166.05	36,659,391

*Paid Semi-Annually-Deposited into Money Mkt Account

City of Banning Investment Report Supplemental Information

Pooled Cash Distribution

Investment reports for cities typically do not include the cash balance of the individual funds that make up the total pooled cash. This is primarily due to timing differences between when investment reports are prepared and when month end accounting entries are posted. Investment reports are usually prepared first. However, the pie chart below provides an understanding of the percentage distribution of the investments by fund type. The percentages were calculated using the average cash balances from the nine month period of July to March 2013. *(The percentages will be updated quarterly.)*



The Table below describes the funds that are included within the Fund Types used for the pie chart.

Fund Type	Description of funds
Governmental	General Fund
Special Revenue	Restricted Funds (i.e. CFDs, grants)
Capital Improvement	Development Impact Fee funds
Enterprise	Airport, Transit, Refuse, Electric
Banning Utility Authority	Water, Wastewater, Reclaimed water
Internal Service	Risk Management, Fleet, IT, Utility Services
Successor Agency Funds	Previously called Redevelopment Agency

Summary Schedule – Line item descriptions

Petty Cash–

The City maintains petty cash in various departments for incidental purchases. This line item includes the cash drawers for cashiering in utility billing.

Bank Accounts –

- Wells Fargo Bank – This is the City checking account. All cash receipts, payroll and accounts payables checks are processed through this account. Balances fluctuate based on activity and cash flow needs. As excess funds accumulate, they are transferred to LAIF to increase earnings.
- Bank of America – Airport – The City maintains a Trust account for credit card purchases made at the airport. When the account balance exceeds \$3000, excess funds are transferred to the Wells Fargo Bank account.
- Bank of America – Parking Citations – The City maintains a Trust account for the processing of parking citations through Turbo Data. When the account balance exceeds \$3000, excess funds are transferred to the Wells Fargo Bank account.
- Bank of America – CNG – The City maintains a Trust account for credit card purchases of CNG fuel made at the City yards. When the account balance exceeds \$3000, excess funds are transferred to the Wells Fargo Bank account.

Government Pools –

- Local Agency investment Fund – Account #1
 - This account includes both City pooled funds and a restricted cash balance related to the CRA bonds. Investments in LAIF are limited to \$50M.
- Local Agency investment Fund – Account #2
 - There is currently no balance in this account.
 - Note: When the State established the cutoff date of January 31, 2012 for the elimination of the Redevelopment Agency, LAIF staff recommended a transfer of the available balance from the CRA account to the City account to protect the funds from a rumored State raid or freezing of the funds.

Restricted Operating Funds at Riverside Public Utilities –

The City Electric operation has an agreement with Riverside Public Utilities (RPU) to purchase power for the City. Part of the agreement requires that the City maintain a balance in the trust account used by RPU. The City does not control the investments or earnings of the trust account.

Other Investments –

Currently the City works with a Piper Jaffray broker to make various investments per the City policy and in accordance with State guidelines. The Broker is not on retainer, nor do they receive a City paid fee with each investment. Funds in the Money Market fluctuate as securities mature or get called. Staff is in the process of investing the Money Market funds over several months. We will be adding an additional broker to provide more investment options.

Fiscal Agent / US Bank –