

**CITY COUNCIL AGENDA**

**Date:** May 27, 2014  
**TO:** City Council  
**FROM:** June Overholt, Administrative Services Director/Deputy City Manager  
**SUBJECT:** Report of Investments for April 2014

**RECOMMENDATION:** The City Council receive and file the monthly *Report of Investments*.

**JUSTIFICATION:** State law requires that a monthly report of investments be submitted to the Governing Legislative Body.

**BACKGROUND/ANALYSIS:** This report includes investments on hand at the end of April 2014. As of April 30, 2014, the City's operating funds totaled \$71,291,260. Included in Successor Agency operating funds is \$744,750 of restricted CRA bond proceeds that are on deposit with LAIF and reflected separately on the Summary Schedule.

As of April 30, 2014 approximately 39% of the City's unrestricted cash balances were invested in investments other than LAIF.


The April Investment Report includes the following documents:

- Summary Schedule of Cash and Investments
- Operational Portfolio Individual Investments
- Individual Investments with Fiscal Agent
- Investment Report Supplemental Information

Staff is reviewing the strategy for utilizing an investment advisor with the Budget & Finance Council Sub-committee. Preliminary review indicates this approach may not be cost effective or provide the return on investment expected.

**FISCAL DATA:** The latest reports from the State indicate that the average interest achieved by the Local Agency Investment Fund (LAIF) was decreased to 0.233% in April. The average rate for all investments in April was 0.405%.

**RECOMMENDED BY:**

  
June Overholt  
Administrative Services Director/  
Deputy City Manager

**APPROVED BY:**

  
Homer Croy  
Interim-City Manager

**Summary Schedule of Cash and Investments**

<b>Operating Funds</b>		<u>Amount</u>
<u>Petty Cash</u>		3,705
<u>Bank Accounts</u>		
	Interest	
	Rate    Amount	
Wells Fargo Bank	0.000%	567,251
Bank of America-Airport	0.300%	7,778
Bank of America-Parking Citations	0.300%	3,404
Bank of America-CNG Station	0.300%	<u>5,828</u>
<i>Money Market and Bank Account Sub-Total</i>		584,262
<u>Government Pools</u>		
Account #1 Operating Amount	40,815,173	
Account #1 CRA Bond Cash Bal.	744,750	
Local Agency Investment Fund: Account #1	0.233%	41,559,923
Account #2 Successor Agency Cash Bal	0	
Local Agency Investment Fund: Account #2	0.233%	<u>0</u>
<i>Government Pool Sub-Total</i>		<u>41,559,923</u>
<b>Operating Cash Balance</b>		<b>42,147,890</b>
<u>Restricted Operating Funds</u>		
Riverside Public Utilities- Highmark U.S. Government Money Market Fund	0.010%	1,276,715
California ISO Corp- Union Bank		100,166
Worker's Compensation Program- (PERMA)		1,987,550
<u>Other Investments</u>		
Investments-US Bank/Piper Jaffray - See Page 2	0.691%	25,778,938
<b>Operating Funds Total</b>		<b><u>71,291,260</u></b>
<hr/>		
<b>Fiscal Agent</b>		<u>Amount</u>
US Bank		<u>36,506,893</u>
<b>Fiscal Agent Total</b>		<b><u>36,506,893</u></b>

City of Banning Investment Report

April 30, 2014

Operational Portfolio Individual Investments

Par Value	Investment Description	Coupon Rate	Interest Rate	Maturity Date	Purchase Date	Date	Discount or (Premium) Amortization	Market Value
<u>Bank Accounts</u>								
567,251	Wells Fargo Bank-Operating	n/a	0.00%	daily	varies	567,251	n/a	567,251
-	Wells Fargo Bank-Investment Acct	n/a	0.10%	daily	varies	-	n/a	-
7,778	Bank of America-Airport	n/a	0.30%	daily	varies	7,778	n/a	7,778
3,404	Bank of America-Parking Citations	n/a	0.30%	daily	varies	3,404	n/a	3,404
5,828	Bank of America-Parking Citations	n/a	0.30%	daily	varies	5,828	n/a	5,828
	Sub-total							584,262
<u>Government Pools</u>								
41,559,923	L.A.I.F. account #1	n/a	0.233%	daily	varies	41,559,923	n/a	41,559,923
0	L.A.I.F. account #2	n/a	0.233%	daily	varies	0	n/a	0
								41,559,923
<u>Investments-US Bank/Piper Jaffray</u>								
3,000,000	Federal Home Loan Bks	n/a	0.500%	4/11/2016	4/11/2013	3,000,000		3,002,070
1,000,000	FHLMC Mtn	n/a	0.570%	6/20/2016	6/6/2013	1,000,000		999,360
1,000,000	FNMA	n/a	0.750%	12/19/2016	6/19/2013	1,000,000		998,950
1,000,000	FNMA Deb	n/a	0.550%	6/6/2016	6/20/2013	1,000,000		999,970
3,000,000	FNMA	n/a	1.125%	1/30/2017	7/30/2013	3,000,000		3,006,540
3,000,000	Federal Farm Credits Bks	n/a	0.940%	7/15/2016	7/15/2013	3,000,000		3,003,780
2,000,000	FHLMC Mtn	n/a	0.250%	6/24/2016	12/24/2013	2,000,000		2,000,500
2,000,000	FHLMC Mtn	n/a	0.500%	6/27/2016	12/27/2013	2,000,000		1,998,780
2,000,000	FHLMC Mtn	n/a	0.750%	12/27/2016	12/27/2013	2,000,000		1,995,580
2,000,000	Federal Home Loan Bks	n/a	0.700%	12/27/2016	3/27/2014	2,000,000		1,998,740
2,000,000	Federal Home Loan Bks	n/a	0.900%	3/27/2017	3/27/2014	2,000,000		1,999,340
2,000,000	Federal Home Loan Bks	n/a	0.500%	7/15/2016	4/15/2014	2,000,000		1,997,080
1,000,000	Federal Home Loan Bks	n/a	1.050%	4/17/2017	4/17/2014	1,000,000		999,410
778,838	Money Market	n/a	0.010%	daily	varies	778,838	0	778,838
	US Bank/Piper Jaffray Average Rate=		0.691%					25,778,938

Average Rate All= 0.405%

It has been verified that this investment portfolio is in conformity with the City of Banning's investment policy which was approved by the City Council on September 24, 2013. The Treasurer's cash management program provides sufficient liquidity to meet estimated future expenditures for a period of six months. The weighted average maturity of the pooled investment portfolio is 323 days and does not include Bond Reserve Fund Investments.

City of Banning Investment Report  
Individual Investments with Fiscal Agent

April 30, 2014

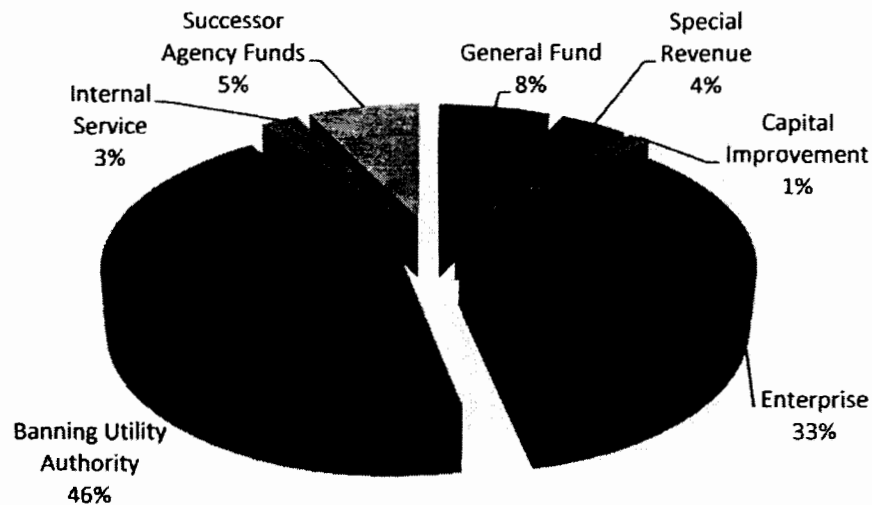
TRUSTEE	Bond Maturity Date	Investment Description	Current Yield	Bond Reserve Bond Maturity Date	Minimum Reserve Requirement	Apr-14	4/30/2014 Market Value	
<b>COB IMPROVEMENT DISTRICT LIMITED OBLIGATION BONDS SERIES 2005A</b>								
2005 Fair Oaks Ranch Estates	2035	US Bank Mmkt 5-Ct	0.030%	daily	188,943	5.71	220,564	
<b>COMMUNITY REDEVELOPMENT AGENCY OF THE CITY OF BANNING TAX ALLOCATION, SERIES 2003</b>								
2003 CRA Tax Allocation Bonds	2028	U S Treasury Bill	4.61%	7/28/2011	971,763		991,940	
		US Bank Mmkt 5-Ct	0.030%	daily		0.24	9,544	
		US Bank Mmkt 5-Ct	0.000%	daily			0	
Surplus Fund		US Bank Mmkt 5-Ct	0.000%	daily			12	
<b>COMMUNITY REDEVELOPMENT AGENCY OF THE CITY OF BANNING TAX ALLOCATION PARITY BONDS, SERIES 2007</b>								
Revelop Fund	2037	US Bank Mmkt 5-Ct	0.030%	daily		212.27	8,331,409	
		US Bank Mmkt 5-Ct	0.000%	daily			10	
Reserve Fund		US Bank Mmkt 5-Ct	0.030%	daily	1,880,751	47.78	1,875,381	
Special Fund		US Bank Mmkt 5-Ct	0.000%	daily			1	
Surplus Fund		US Bank Mmkt 5-Ct	0.000%	daily			11	
<b>BUA - WASTEWATER ENTERPRISE REVENUE BONDS REFUNDING AND IMPROVEMENT PROJECTS 2005 SERIES</b>								
Interest Account		US Bank Mmkt 5-Ct	0.030%	daily			19,724	
Principal Account		US Bank Mmkt 5-Ct	0.000%	daily			4	
		US Bank Mmkt 5-Ct	0.030%	daily		83.96	3,295,348	
<b>BUA - WATER ENTERPRISE REVENUE BONDS REFUNDING AND IMPROVEMENT PROJECTS 2005 SERIES</b>								
Interest Account		US Bank Mmkt 5-Ct	0.030%	daily			1,155,349	
Principal Account		US Bank Mmkt 5-Ct	0.050%	daily			20	
Reserve Fund		US Bank Mmkt 5-Ct	0.030%	daily	2,310,710	58.88	2,311,141	
Project Fund		US Bank Mmkt 5-Ct	0.030%	daily		36.87	1,601,962	
<b>BFA - ELECTRIC SYSTEM REVENUE BONDS 2007 SERIES</b>								
		US Bank Mmkt 5-Ct	0.000%	daily			13	
		US Bank Mmkt 5-Ct	0.030%	daily	2,672,050	68.09	2,672,450	
Acquisition & Construction		US Bank Mmkt 5-Ct	0.030%	daily		322.68	14,022,009	
<b>*Paid Semi-Annually-Deposited into Money Mkt Account</b>						<b>Total</b>	<b>836.48</b>	<b>36,506,893</b>

# City of Banning

## Investment Report Supplemental Information

### Pooled Cash Distribution

Investment reports for cities typically do not include the cash balance of the individual funds that make up the total pooled cash. This is primarily due to timing differences between when investment reports are prepared and when month end accounting entries are posted. Investment reports are usually prepared first. However, the pie chart below provides an understanding of the percentage distribution of the investments by fund type. The percentages were calculated using the average cash balances from the twelve month period of April 2013 to March 2014. *(The percentages will be updated quarterly.)*



The Table below describes the funds that are included within the Fund Types used for the pie chart.

Fund Type	Description of funds
Governmental	General Fund
Special Revenue	Restricted Funds (i.e. CFDs, grants)
Capital Improvement	Development Impact Fee funds
Enterprise	Airport, Transit, Refuse, Electric
Banning Utility Authority	Water, Wastewater, Reclaimed water
Internal Service	Risk Management, Fleet, IT, Utility Services
Successor Agency Funds	Previously called Redevelopment Agency

## Summary Schedule – Line item descriptions

### **Petty Cash–**

The City maintains petty cash in various departments for incidental purchases. This line item includes the cash drawers for cashiering in utility billing.

### **Bank Accounts –**

- **Wells Fargo Bank –** This is the City checking account. All cash receipts, payroll and accounts payables checks are processed through this account. Balances fluctuate based on activity and cash flow needs. As excess funds accumulate, they are transferred to LAIF to increase earnings.
- **Bank of America – Airport –** The City maintains a Trust account for credit card purchases made at the airport. When the account balance exceeds \$3000, excess funds are transferred to the Wells Fargo Bank account.
- **Bank of America – Parking Citations –** The City maintains a Trust account for the processing of parking citations through Turbo Data. When the account balance exceeds \$3000, excess funds are transferred to the Wells Fargo Bank account.
- **Bank of America – CNG –** The City maintains a Trust account for credit card purchases of CNG fuel made at the City yards. When the account balance exceeds \$3000, excess funds are transferred to the Wells Fargo Bank account.

### **Government Pools –**


- **Local Agency investment Fund – Account #1**
  - This account includes both City pooled funds and a restricted cash balance related to the CRA bonds. Investments in LAIF are limited to \$50M.
- **Local Agency investment Fund – Account #2**
  - There is currently no balance in this account.
  - **Note:** When the State established the cutoff date of January 31, 2012 for the elimination of the Redevelopment Agency, LAIF staff recommended a transfer of the available balance from the CRA account to the City account to protect the funds from a rumored State raid or freezing of the funds.

### **Restricted Operating Funds at Riverside Public Utilities –**

The City Electric operation has an agreement with Riverside Public Utilities (RPU) to purchase power for the City. Part of the agreement requires that the City maintain a balance in the trust account used by RPU. The City does not control the investments or earnings of the trust account.

### **Restricted Operating Funds at California ISO-**

The California ISO facilitates the purchase and sale of the City's electricity. The City participates in periodic Congestion Revenue Rights (CRR) auctions to acquire financial hedges for transmission congestion. In order to participate in the CRR auctions the City was required to have a secured form of financial security in the amount of \$100,000. A cash deposit was placed with Union Bank in March, 2012 to meet the requirements. The account is an interest bearing collateral account.



## Summary Schedule – Line item descriptions – Cont.

### Restricted Operating Funds at PERMA-

The City participates in a JPA with the Public Entity Risk Management Authority (PERMA), who provides administration for the City's worker's compensation insurance program. PERMA requires the City to deposit funds into an account used by PERMA for the payment of worker's compensation claims. The City does not control the investments or earnings of this account.

### Other Investments –

Currently the City works with a Piper Jaffray broker to make various investments per the City policy and in accordance with State guidelines. The Broker is not on retainer, nor do they receive a City paid fee with each investment. Funds in the Money Market fluctuate as securities mature or get called. Staff is in the process of investing the Money Market funds over several months. We will be adding an additional broker to provide more investment options.

### Fiscal Agent / US Bank –

Unspent bond proceeds and required bond reserves are invested by the Fiscal Agent in accordance with the bond documents.



